









Requirements and solutions

Automation solutions optimize material flow, improve machine use and increase work and process reliability. The building blocks are modular so that the degree of automation can be adapted at a later date. The solutions range from simple handling to fully automatic operation.

Automation requirement profile

Automation system	Functionality					
	Shuttle table	Loading	Unloading	Large parts removal	Sort	Storage
Laser cutting system without automation system	█					
 Byloader	█	█				
 ByTrans	█	█	█			
 ByTrans Extended	█	█	█	█		
 ByTrans Modular	█	█	█	█		
 BySort*	█	█	█	█	█	
 ByTower Compact	█	█	█			█
 ByTower**	█	█	█	█		█

The utilization of the laser cutting system increases with the degree of automation

* Functionality in combination with ByTrans Modular only. BySoft CAM is recommended.

** Functionality in combination with ByTrans/ByTrans Extended only




Automation configuration

Laser cutting system	Automation systems						
	Byloader	ByTrans	ByTrans Extended	ByTrans Modular	BySort*	ByTower**	ByTower Compact
ByStar Fiber 3015	■	■	■	■	■	■	■
ByStar Fiber 4020	■		■	■	■		■
BySmart Fiber 3015	■	■	■	■	■	■	■
BySmart Fiber 4020	■		■	■	■		■
BySprint Pro 3015	■	■	■	■		■	
BySprint Pro 4020	■		■	■			

■ Available in combination with the corresponding laser cutting system

* Functionality in combination with ByTrans Modular only. BySoft CAM is recommended.

** Functionality in combination with ByTrans/ByTrans Extended only



Byloader

Proven solution for efficient sheet metal handling

Customer benefits

- Sheet metal is automatically, quickly and reliably loaded onto the shuttle table
- The laser cutting system is utilized better
- Simple operation via machine control

	Byloader 3015	Byloader 4020
Nominal sheet size	3,000 × 1,500 mm	4,000 × 2,000 mm
Load sheet metal thickness	0.8–25 mm	0.8–25 mm
Load maximum sheet weight	890 kg	1,580 kg